













Group:	Refrigeration Alternators	Notes:
Form:	SP4030-US	
Date:	February 25, 2010	
File:	Starter Parts List Section	

Service Parts List for Alternators for refrigeration applications.

Component View	ROTOR	STATOR	RECTIFIER	REGULATOR	BRUSHBOX	BEARING (FRONT)	BEARING (REAR)	FAN
								
Model	1	2	3	4	5	6	7	8
110-159	112-1	113-1	101-1 (+) 101-2 (-)	105-124	103-15	111-40	111-23	107-8
110-521	112-27	113-86	101-63 (+) 101-201 (-) 101-130 (trio)	105-327	103-48	111-21	111-21	107-114
110-527	112-7	113-75	101-235 (+) 101-193 (-) 101-130 (trio)	N/A	103-15	111-21	111-21	107-114
110-543	112-2	113-75	101-241 (+) 101-236 (-) 101-130 (trio)	N/A	103-15	111-40	111-23	107-8
110-555JHO	Reference SP1004-8LHA service parts list for current numbers on this model.							
110-575	112-84	113-93	101-231 (+) 101-232 (-)	105-389	103-27	111-34	111-73	102-955
110-576	112-58	113-93	101-231 (+) 101-232 (-)	105-383	103-27	111-34	111-73	102-955
110-581	112-83	113-91	101-235 (+) 101-193 (-) 101-130 (trio)	105-335	103-46	111-78	111-21	107-114
110-600	112-103	113-71	101-235 (+) 101-193 (-) 101-130 (trio)	105-335	103-46	111-78	111-21	107-8
110-607RM	112-40	113-71	101-250 (+) 101-193 (-)	105-365	103-46	111-21	111-21	107-9
110-608RM	112-46	113-69	101-248 (+) 101-249 (-)	105-365	103-46	111-78	111-21	107-9
110-609RM	112-40	113-71	101-250 (+) 101-193 (-) 101-130 (trio)	105-365	103-46	111-78	111-21	107-8

Important: The information contained in this bulletin is intended for use by trained, professional technicians who have the proper tools, equipment, and training to perform the required maintenance described above. This information is NOT intended for 'do-it-yourselfers', and you should not assume that this information applies to your equipment. If you have any questions regarding this information please visit our website at www.prestolite.com, or contact our technical service department at:

Group:	Refrigeration Alternators	Notes:
Form:	SP4030-US	
Date:	February 25, 2010	
File:	Starter Parts List Section	

Component View	ROTOR	STATOR	RECTIFIER	REGULATOR	BRUSHBOX	BEARING (FRONT)	BEARING (REAR)	FAN
								
Model	1	2	3	4	5	6	7	8
110-610RM	112-83	113-74	101-250 (+) 101-193 (-)	105-367	103-46	111-21	111-21	107-8
110-611RM	112-101	113-71	101-235 (+) 101-193 (-) 101-130 (trio)	105-303	103-46	111-78	111-21	N/A
110-612RM	112-40	113-71	101-235 (+) 101-193 (-) 101-130 (trio)	105-303	103-46	111-21	111-21	107-114
110-629	112-1	113-74	101-241 (+) 101-236 (-) 101-130 (trio)	105-307	103-46	111-21	111-23	107-8
110-635RM	112-83	113-74	101-235 (+) 101-193 (-) 101-130 (trio)	105-335	103-46	111-78	111-21	107-8
110-636RM	112-103	113-71	101-235 (+) 101-193 (-) 101-130 (trio)	105-335	103-46	111-78	111-21	107-8
110-638RM	112-46	113-89	101-275 (+) 101-271 (-) 101-272 (trio)	105-335	103-46	111-78	111-21	107-114
110-639RM	112-46	113-89	101-275 (+) 101-271 (-) 101-272 (trio)	105-335	103-46	111-78	111-21	107-114
110-647	112-89	113-75	101-241 (+) 101-236 (-) 101-130 (trio)	105-307	103-46	111-3	111-23	107-8
110-699	112-83	113-74	101-235 (+) 101-193 (-) 101-130 (trio)	105-335	103-46	111-78	111-21	107-8

Important: The information contained in this bulletin is intended for use by trained, professional technicians who have the proper tools, equipment, and training to perform the required maintenance described above. This information is NOT intended for 'do-it-yourselfers', and you should not assume that this information applies to your equipment. If you have any questions regarding this information please visit our website at www.prestolite.com, or contact our technical service department at: