


Source: Prestolite Electric Ltd - Greenford, London, UK
Date: September 17, 2009
Bulletin No: TSB4034 (Rev.02)
Models: AC172TRA
Subject: Mercedes Benz Citaro pulley fitment

Fitment support for AC172TRA alternators

Certain Mercedes Benz Citaro bus and coaches are fitted with a 10 groove clutch pulley and require a special collared nut to allow for fastening of the pulley arrangement.


Bosch alternator part number = 0120 689 567
Prestolite part number = 1277640 and 1277A640
1277650 and 1277A650
Mercedes pulley part number = A9061552515

Prestolite part number
for the collared nut = 6360-503




FITMENT INSTRUCTIONS

1. Fit fan and pulley spacer, as shown in Fig.1.



2. Fit pulley to alternator shaft, and fit collar nut.
Use impact gun and torque to 90-100Nm.



Important: The information contained in this bulletin is intended for use by trained, professional technicians who have the proper tools, equipment, and training to perform the required maintenance described above. This information is NOT intended for 'do-it-yourselfers', and you should not assume that this information applies to your equipment. If you have any questions regarding this information please visit our website at www.prestolite.com, or contact our technical service department at: